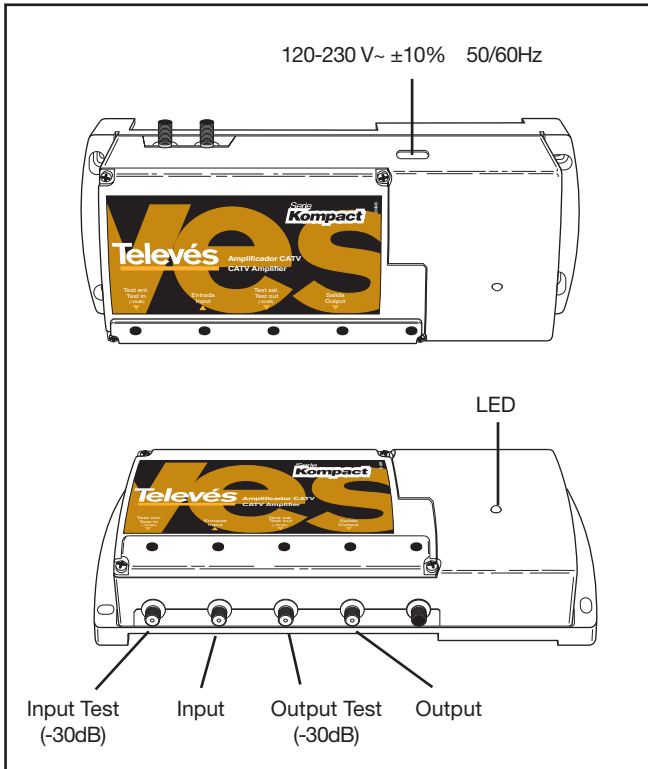


Televés

CATV

Broad Band Amplifier
Kompact series
4514



This product has been manufactured in a fully shielded zamak enclosure and the gain can be selected on site.

This amplifier finds its main application as a line extender in small CATV networks.

IMPORTANT SAFETY INSTRUCTIONS

- Read these instructions.
- Keep these instructions.
- Heed all warnings.
- Follow all instructions.
- Do not use this apparatus near water.
- Clean only with a damp cloth.
- Do not block any of the ventilation openings. Install in accordance with the manufacturers instructions.
- Do not install near any heat sources such as radiators, heat registers, stoves, or other apparatus(including amplifiers) that produce heat.
- Do not defeat the safety purpose of the polarized or grounding-type plug. A polarized plug has two blades with one wider than the other. A grounding type plug has two blades and a third grounding prong. The wide blade or the third prong are provided for your safety. When the provided plug does not fit into your outlet, consult an electrician for replacement of the obsolete outlet.
- Protect the power cord from being walked on or pinched particularly at plugs, convenience receptacles, and the point where they exit from the apparatus.
- Only use attachments/accessories specified by the manufacturer.
- Use only with a cart, stand, tripod, bracket, or table specified by the manufacturer, or sold with the apparatus. When a cart is used,

Technical specifications

Forward path		
Frequency range	(MHz)	47 - 860
Attenuator	(dB)	0 - 20
Cable equaliser	(dB)	0 - 20
System equaliser	(dB)	0 - 20
Gain	(dB)	44 ⁽¹⁾
Max.output level (DIN 45004B)	(dB μ V)	118 (121 typ)
2nd order distortion	(dB)	60 ⁽²⁾
Maximum output level	(dB μ V)	104 ⁽³⁾
Noise figure	(dB)	< 8
In-Out return losses	(dB)	14 typ. (12 min.)
Flatness	(dB)	\pm 1 typ. (2 max.)
Return path		
Frequency range	(MHz)	5 - 30
Attenuator	(dB)	0 - 20
Gain	(dB)	12
Flatness	(dB)	\pm 1
In-Out return losses	(dB)	14
General		
Mains voltage	(V~)	120 - 230 \pm 10%
Max. power consumption.	(W)	33
Max. AC current bypass	(A)	2 ~
Power consumption	(mA)	430 (24Vdc)
Max. No. of amplifiers to be powered		1 (430 mA)

(1) With plug-in module amplifier. 26 dB without amplifier.

(2) 110 dB μ V, 113 typ.

(3) 42 TV CH CENELEC

use caution when moving the cart/apparatus combination to avoid injury from tip- over.

- Unplug this apparatus during lightning storms or when unused for long periods of time.
- Refer all servicing to qualified service personnel. Servicing is required when the apparatus has been damaged in any way, such as power-supply cord or plug is damaged, liquid has been spilled or objects have fallen into the apparatus, the apparatus has been exposed to rain or moisture, does not operate normally, or has been dropped.
- The appliance coupler and power card plug shall remain readily operable.

Warning

- Reduce the risk of fire or electric shock, do not expose this apparatus to rain or moisture.
- Apparatus shall not be exposed to dripping or splashing and no objects filled with liquids, such as vases, shall be placed on the apparatus.

Safe operation

- Power requirements for this product are 120-230V~ \pm 10% 50/60 Hz.
- Should any liquid or object fall into the equipment, please refer to qualified personnel for service.
- To disconnect the equipment from the mains pull the plug never the cable.

- It is strongly recommended not to connect the equipment to the mains until all connections have been done.
- The socket outlet shall be installed near the equipment and shall be easily accessible.



To reduce the risk of Fire or Electric Shock, do not expose this appliance to rain or moisture.



This symbol indicates "dangerous voltage" inside the product that presents a risk of electric shock or personal injury.

Safe installation

- Ambient temperature should not be higher than 122°F.
- Do not place the equipment near heat sources or in a highly humid environment.
- Do not place the equipment in a place where it can suffer vibrations or shocks.



This symbol indicates important instructions accompanying the product.



This symbol indicates equipment meeting the safety requirements specified for Class II equipment.



This symbol indicates full compliance with the CE mark.



This symbol indicates fully compliance with FCC standards.



This symbol indicates a UL Recognized product for USA and Canada.

DECLARATION OF CONFORMITY

Per FCC Part 2 Section 2.1077(a)



Responsible Party Name: **TELEVES, S.A.**

Address: Rúa B. de Conxo, 17
15706 Santiago de Compostela
A Coruña-Spain

Phone / Fax N°: +34 981522200 / + 34 981522262

Hereby declares that the product

Product Name: Kompact amplifier VHF/UHF
Model Number: Kompact series 4514

Conforms to the following specifications:

FCC Part 15, Subpart B, Section 15.107(e) and section 15.109(g)

Supplementary Information:

This device complies with Part 15 of the FCC rules. Operation is subject to the following two conditions: (1) This device may not cause harmful interference, and (2) this device must accept any interference received, including interference that may cause undesired operation.

Representative Person's Name: **José Luis Fernández Carnero**

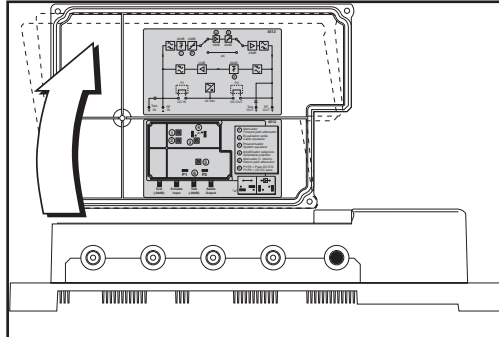
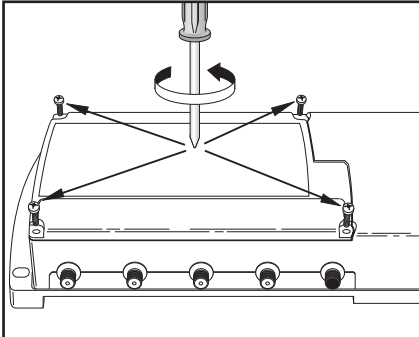
Signature:

Date : 2004/11/02

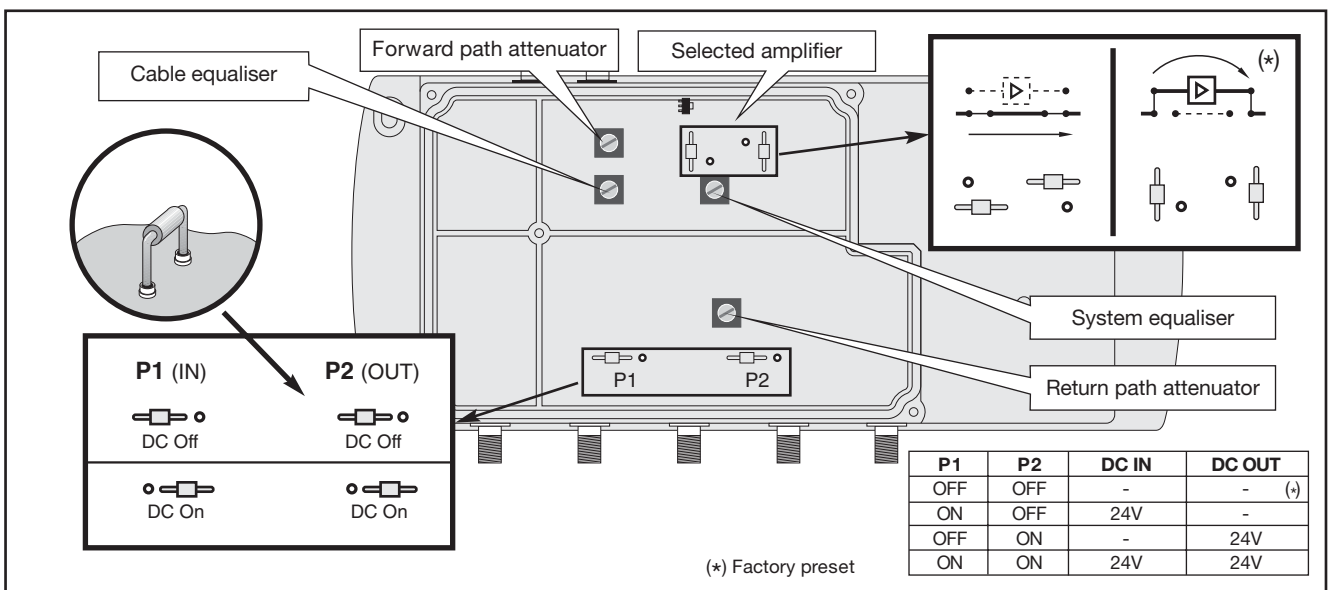
Televés

CATV

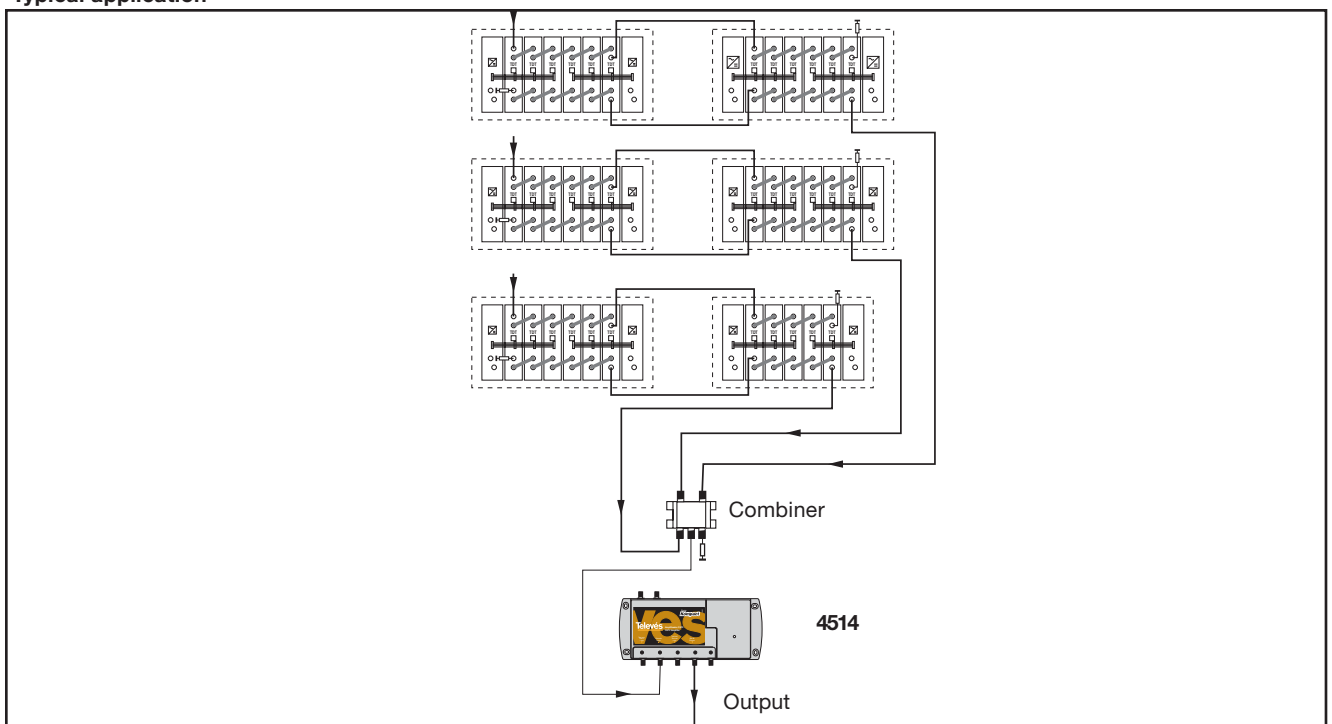
Broad Band Amplifier
Kompact series
4514



Below the front cover please find block diagram of the amplifier as well as the configuration instructions.



Typical application



Televis

INTERNATIONAL



SUBSIDIARIES

TELEVES ELECTRONICA PORTUGUESA

MAIA - OPORTO
Via . Dr Francisco Sa Carneiro. Lote 17.
ZONA Ind. MAIA 1. Sector-X MAIA.
C.P. 4470 BARCA
Tfno. 351 22 9418313
Fax 351 22 9488719 / 9416180
E-mail: televes.pt@televes.com

LISBOA
C.P. 1000 Rua Augusto Gil 21-A.
Tfno. 351 21 7932537
Fax 351 21 7932418
E-mail: televes.lisboa.pt@televes.com

TELEVES UNITED KINGDOM LTD

Unit 11 Hill Street, Industrial State
CWMBRAN, GWENT NP44 7PG.
(United Kingdom)
Tfno. 44 1 633 87 58 21
Fax 44 1 633 86 63 11
E-mail: televes.uk@televes.com

TELEVES FRANCE S.A.R.L.

1 Rue Louis de Broglie
Parc d'Activités de l'Esplanade
77400 St Thibault des Vignes. (France)
Tel. +33 1 60 35 92 10
Fax +33 1 60 35 90 40
televes.fr@televes.com

TELEVES MIDDLE EAST FZE

P.O. Box 17199
JEBEL ALI FREE ZONE DUBAI,
UNITED ARAB EMIRATES
Tel. 9714 88 343 44
Fax. 9714 88 346 44
E-mail: televes.me@televes.com

