

DAT BOSS MIX antenna BIII/UHF, 2nd Digital Dividend (LTE700)

If the DAT BOSS can't receive it, nothing can

Intelligent antenna including the BOSS Tech system, designed for a quality reception of mixed UHF/BIII signals, optimizing LTE band rejection up to channel 48 (694MHz).

The antenna design provides the base UHF structure with three elements (dipole and two reflectors) specifically designed for BIII, thus allowing a combined reception of both bands.

Ref.	149422
Logical ref.	DATVUTFORCE-6
EAN13	8424450185438

Other features

Colour	Orange
Power Supply Unit	Not included
Supply method	Multiple packing

Packaging info

Box	5 pcs.
Pallet	50 pcs.

Physical data

Net weight	2,701.00 g
Gross volume	45.00 dm ³
Gross weight	2,701.00 g
Width	1,235.00 mm
Height	736.00 mm
Depth	860.00 mm
Main product weight	2,701.00 g

Highlights

- High dynamic range: it allows the reception of high-quality TV in a variety of critical situations, from areas where signals are very weak to installations with high signal levels
- Expanded DTT coverage area: up to 27% higher than previous models
- More stable signal reception: it supports signal variations or fading with no effect on the TV installation
- Optimal C/N: thanks to a noise figure of only 1.2dB that enhances the received signal quality
- Very high gain: TForce technology provides BOSS with an increase in gain of up to 13dB
- The DAT design, based on 3 Yagi antennas with asymmetric directors, provides great directivity as well as an optimal anti-echo radiation pattern
- Special double-U dipole: it's open/close format provides optimal frequency response flatness
- A fully shielded switch box protects the BOSS system from impulsive noise; grounded for full protection against electrical discharge
- Manufactured in aluminium (stainless) for a long service life
- Two work mode options: Intelligent low power consumption mode or passive mode (lack of power supply).
- Fully automated manufacturing in Europe under the most stringent quality controls: a synonym of high reliability

Discover

TForce technology:

Televes transitions from the traditional silicon era into a new era of electronic component design, allowing integrated circuits to be precisely manufactured for microwave frequency bands. Utilizing "State of the Art" MMIC technology TForce is manufactured using semiconductor compounds such as gallium arsenide (GaAs), providing the resulting products with unparalleled features and performance

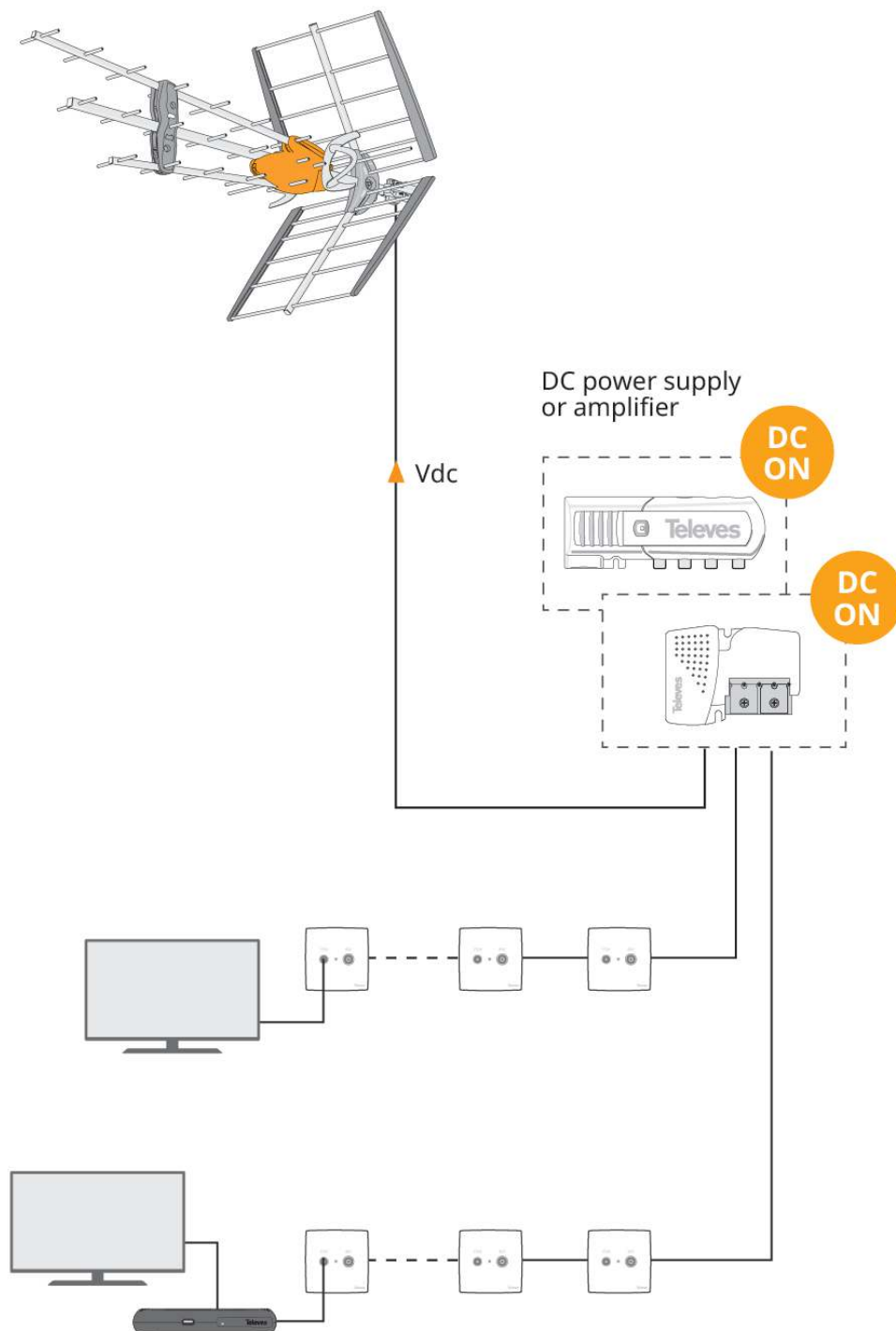
Televes has reinvented the antenna concept. Until now, an antenna was just the reception component of a TV installation in which gain and directivity were the main features. The introduction of a smart device like BOSS provides the antenna with the capacity to receive very weak signals without the risk of being affected by very strong signals, the result is a dynamic balance between weak and strong signals

that provides optimum signal levels at all times: the "dynamic range" concept turns out to be the most outstanding among quality parameters.

The creation of TForce with BOSS technology using MMIC components is an extraordinary milestone in the optimization of the dynamic range. The technology that allowed the reception of lost signals from distant satellites is now allowing the enhancement of the coverage range in DTT installations.

Application example

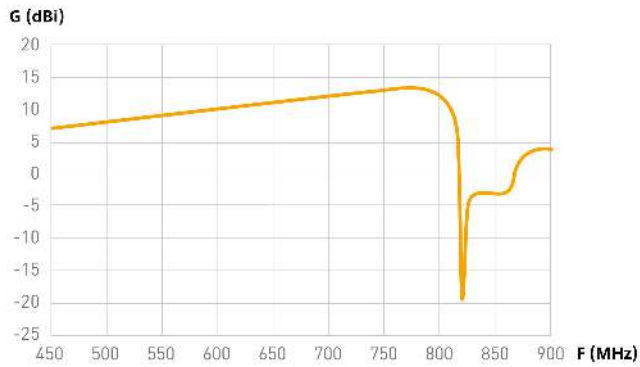
BOSS activation by means of a power supply unit or an amplifier.



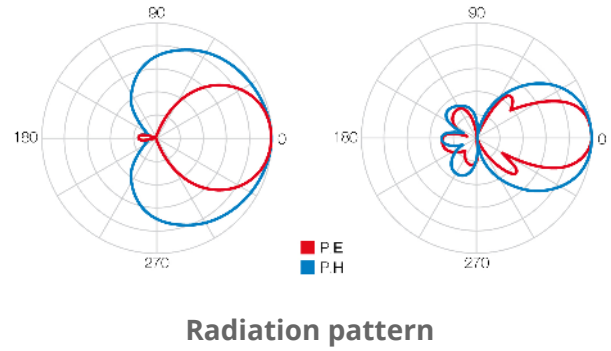
BOSS activation through headend system.



Graphic documentation



Frequency response



Mounting details

Antennas provided in multiple packing include both a structure folding mechanism (1) and a cam mechanism in the antenna base (2) to optimize transport and storage, while making installation easier.



Technical specifications : Ref. 149422

Bands		HighVHF		UHF	
Frequency range	MHz	174 ... 230		470 ... 694	
Channels		5 ... 12		21 ... 48	
BOSS mode		ON	OFF	ON	OFF
Gain	dBi	36.5	8.5	41	16
Output level		Auto* ¹	--	Auto* ²	--
Noise figure		1.2	--	1.2	--
Signal level of use		< 15	> 15	< 15	> 15
Powering	Vdc	12 ... 24	0	12 ... 24	0
Max. current		40	--	40	--
Beamwidth	°	30		30	
F/B ratio	dB	> 15		> 20	
Wind load (@80miles/h)	N			120	
Wind load (@93miles/h)	N			165	
Mast diameter	in	0.787 ... 1.969			

*¹ The gain is automatically adjusted according to the level of output

*² The gain is automatically adjusted according to the level of output