



F.O. Outlet Kit with keystone, adapter and preterminated SC/APC patch cord

Complete kit for the installation of a connectorized fiber optic outlet.

The keystone module allows the installation of a "SC/APC" female fiber optic adapter in an RJ45-type outlet cover. The module, together with the adapter, make up a fiber optic terminal outlet. It also includes a preterminated single-mode fiber optic patch cord with "SC/APC" connectors at its ends, to supply the signal from the optical UAP to the socket. This patch cord is specially designed with a shorter boot at one of the ends, thus avoiding increases attenuations in the signal due to excessive bends. In addition, the short boot facilitates the sliding of the patch cord through the conduits, reduces the space required for connection and the bending radius is less demanding.

Ref.	233242
Logical ref.	OKM-S25
EAN13	8424450270554

Other features

Length	25.00 m
---------------	---------

Physical data

Net weight	245.00 g
Gross volume	5.40 dm ³
Gross weight	365.00 g

Packaging info

Box 6 pcs.

Width	3.00 mm
Height	25,000.00 mm
Depth	3.00 mm
Main product weight	245.00 g

Highlights

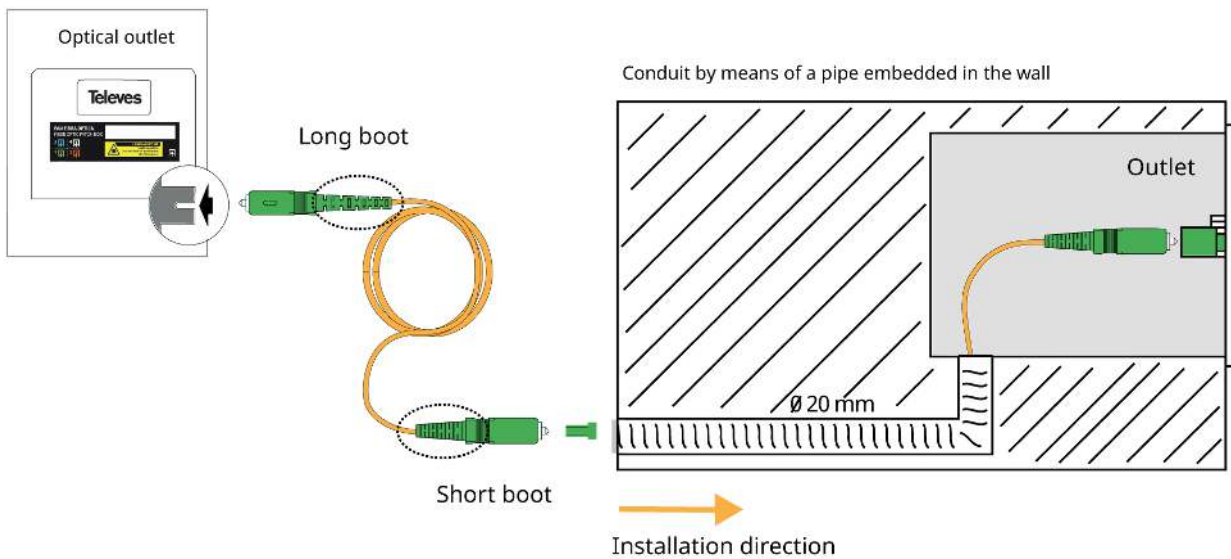
- Keystone module with standard dimensions, making it compatible with all conventional RJ45 covers
- Very easy installation: the keystone module is introduced into the cover by pressing until the module tabs hook. The adapter is installed on the keystone module by the same process
- Patch cord design adapted to the installation in the outlet: its shorter boot makes easier the passage of the SC/APC connector into the pipe to the outlet
- F.O. adapter with internal shutter: automatically blocks the light from passing through when the connector is removed, ensuring protection of the eyes.
- Very low insertion losses
- Patch cord with Euroclass Dca-s2,d2,a1
- Short boot at one end: allows a smaller bending radius and better use of space in the connection area
- "SC/APC" connectors
- Keystone module built in white colour PVC plastic
- Patch cord with ITU-T G657A2 single-mode fiber and LSFH outer sheath in orange colour
- Patch cord available in different lengths

Mounting details

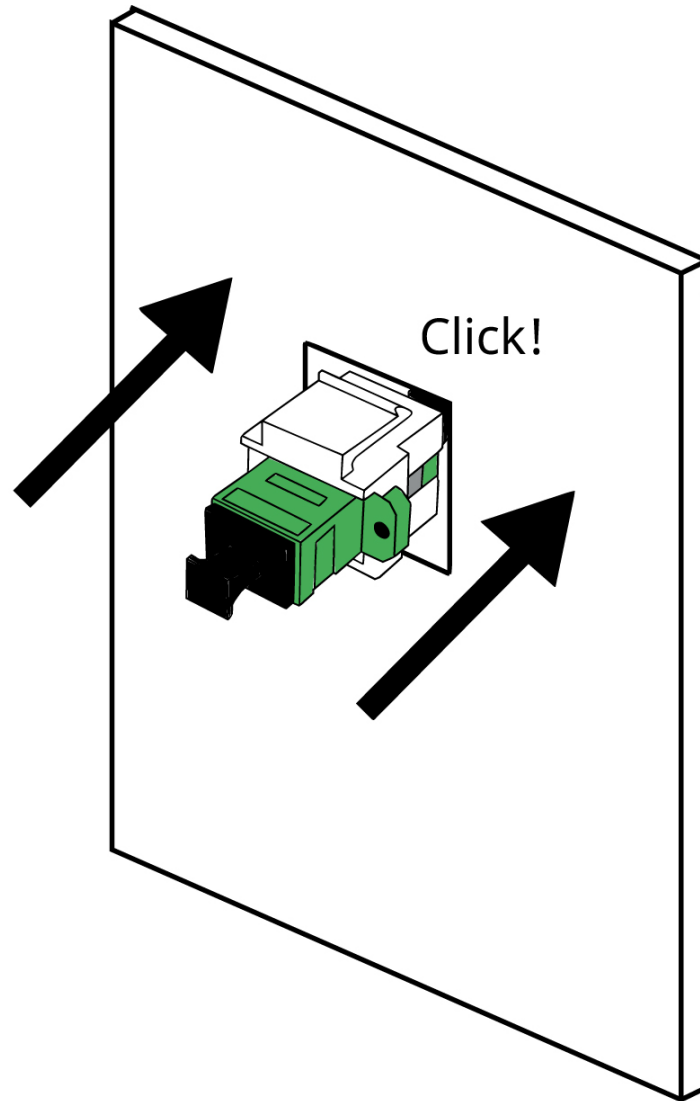
During the patch cord installation, the end with the long boot must be connected to the optical UAP, while the end with the shorter boot will be inserted into the pipeline to the outlet.

Thanks to this design, it will be easier to introduce the patch cord into the pipeline, and it will avoid large attenuations due of the bends of the patch cord as it passes through the angles of the pipeline.

It is important to protect the "SC/APC" connector with its cap before starting the pass through the pipeline to avoid damage or dirt.

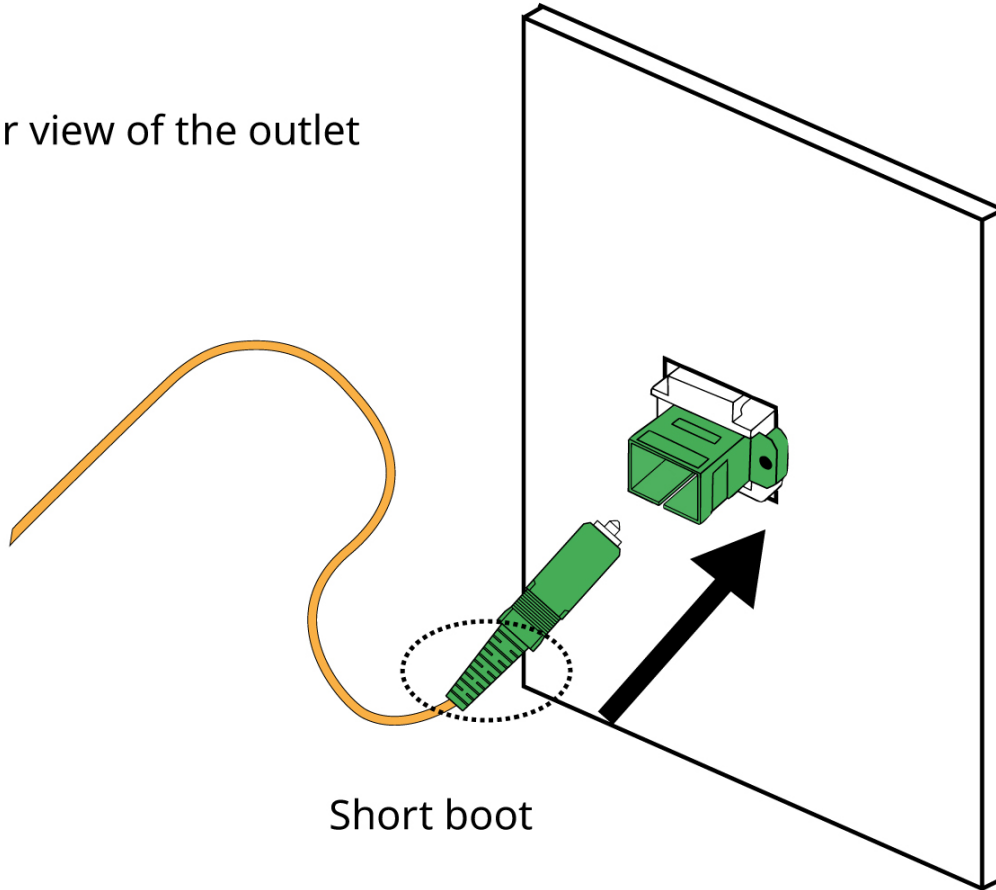


The keystone module, together with the adapter, is introduced into the cover by pressing until the module tab hook (click!).



Finally, once the complete installation has been adapted, the protective caps and covers are removed and the patch cord is connected to the outlet.

Rear view of the outlet



Short boot

Technical specifications : Ref. 233242

Euroclass		Dca
Euroclass: Smoke Production		s2
Euroclass: Flaming droplets		d2
Euroclass: Acidity		a1
Fiber core type		Single-mode (ITU-T-G.657.A2)
Optical fiber type category		OS1
Fiber core diameter	µm	9
Fiber cladding diameter	µm	125
Coating buffer diameter	µm	250
Cable structure		Tight buffer
Plastic buffer diameter	in	0.033
Outer sheath Diameter	in	0.118
Outer sheath Material		LSFH
Blocking jelly		No
Attenuation 1310nm	dB/km	< 0,8
Attenuation 1490nm	dB/km	< 0,8
Attenuation 1550nm	dB/km	< 0,8
Insertion losses in connector 2	dB	< 0,5
Return losses in connector 2	dB	> 60
Optical connector type 1		SC
Polishing type (Optical connector 1)		APC
Optical connector type 2		SC
Polishing type (Optical connector 2)		APC
Cable length	m	15
Short tension	N	450
Long tension	N	200
Structure reinforcement element		Aramid fibers
Short crush (@100mm)	N	500
Long crush (@100mm)	N	100
Minimum bending radius	in	0.591
Operating temperature	°F	-4 ... 158