



Overlight optical transmitter CWDW Indoor use, DAB/UHF/SAT, 1310nm, Po 10dBm

Enhanced electronics and optical engineering to light up your TV

CWDM WideBand satellite and terrestrial optical transmitter specifically designed for indoor installation. This device receives a satellite signal from a RF Wideband LNB and terrestrial band, and distributes it up to 64 users over a fiber output in the 1310nm window with 10dBm optical power.

Thanks to its optimized electronics and low losses, it allows to reduce the number of amplifiers required and simplifies deployment in the design of collective installations, preserving the signal quality throughout the process.

This device is part of the Overlight system, that distributes satellite and terrestrial signals to multiple users through a single optical fiber.

It can be used in combination with Overlight WideBand amplifiers with references 237561 and 237562.

This product is certified with the European IRS Certification Scheme mark, representing that it has passed the relevant test as set out in the latest EICS test specification, available from the DTG or CAI.

Ref.	237503
Logical ref.	OLT1310K
EAN13	8424450271858

Packaging info

Box	1 pcs.
------------	--------

Physical data

Net weight	400.00 g
Gross volume	2.67 dm ³
Gross weight	641.00 g
Width	137.00 mm
Height	123.00 mm
Depth	45.00 mm
Main product weight	400.00 g

Highlights

- High output level that makes it ideal for collective installations of up to 64 users
- Low losses
- Optimized electronic behavior
- Very compact in dimensions and weight (137x126x45mm)
- Designed for indoor installation
- Powering from an external power supply, via power input (F connector)
- 100% European design, quality, and manufacturing
- SC/APC optical connector
- F-type RF connectors
- High-screening Zamak chassis
- Wall and mast mounting

- Power supply and adapter cable included
- LED signal status indicator

Discover

WideBand technology

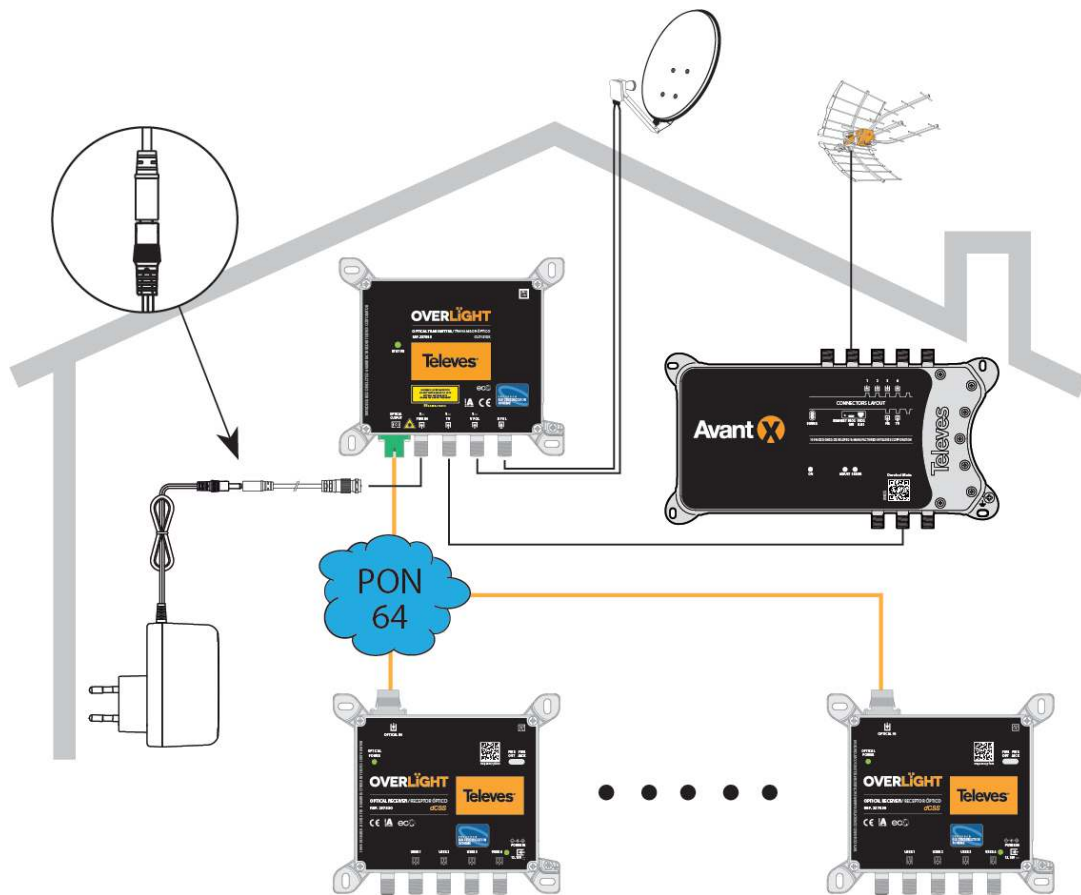
WideBand (also known as FullBand) refers to broadband transmission technology that uses a wide range of frequencies. In WideBand TV systems, a substantial portion or the whole of the frequency spectrum is available to users. It can be used in fiber deployments where long cable runs are demanded, or coaxial scenarios in combination with multiswitches adapted to this technology.

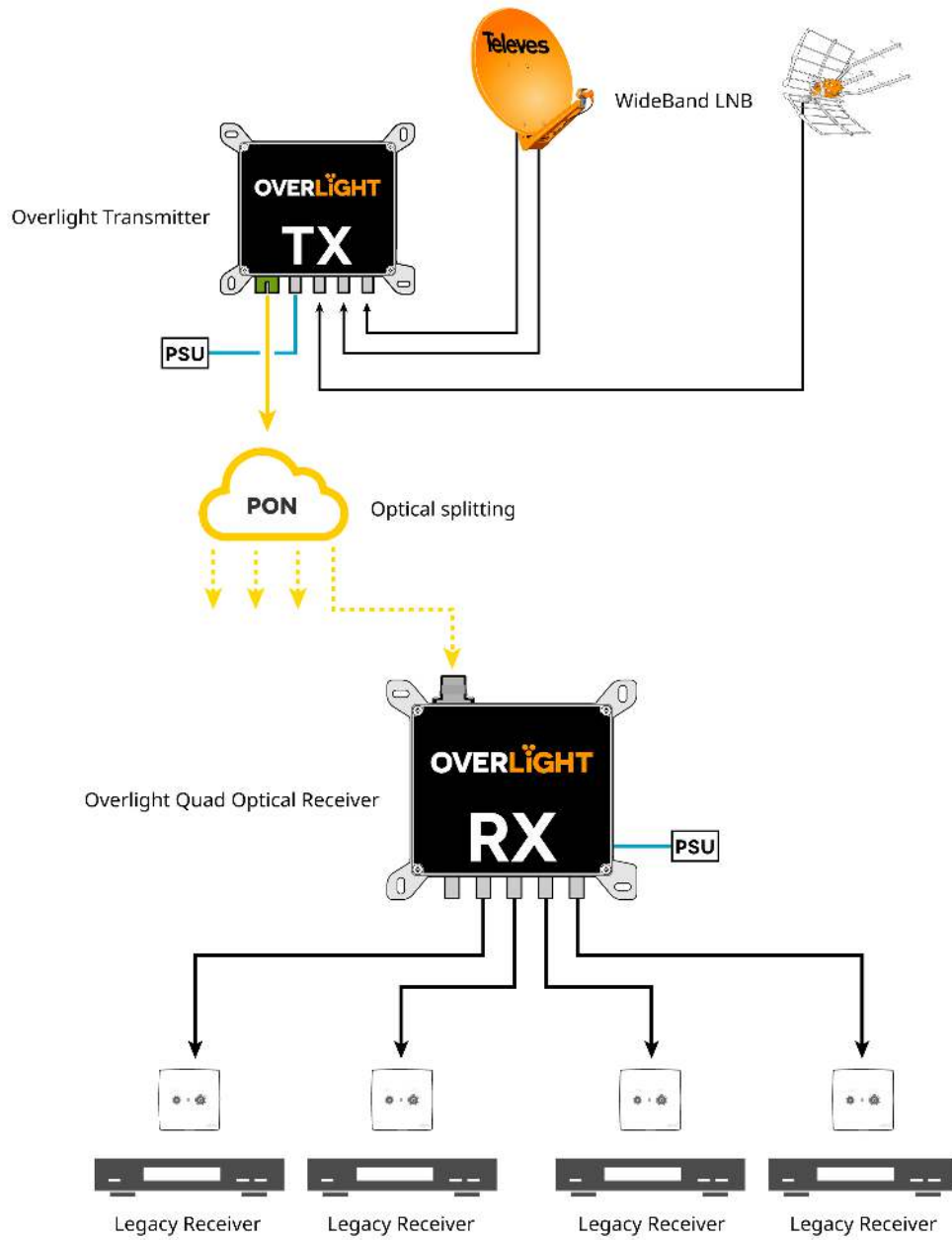
In WideBand technology, an LNB captures a complete satellite signal and distributes it through 2 universal outputs (vertical -V- and horizontal -H-), each of them with the combination of high (H) and low (L) bands, in a frequency range between 290 and 2340 MHz.

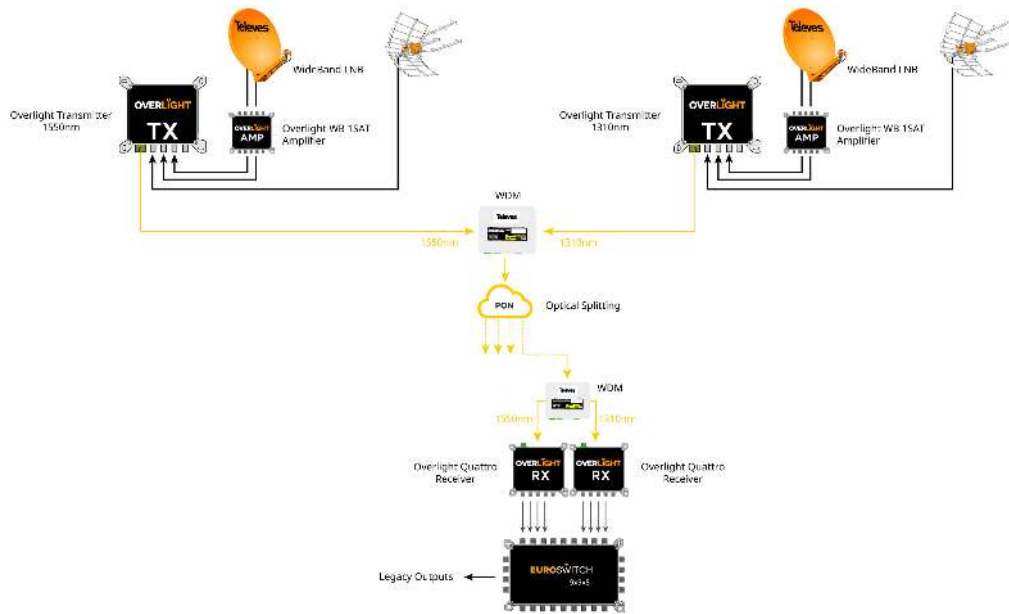
Despite the fact that Quattro technology is the most widely deployed technology in TV systems nowadays, WideBand technology brings significant advantages to the installation:

- **Simpler, faster and cleaner installation:** In WideBand technology the number of coaxial cables connecting the LNB to the multiswitches is half as in traditional Quattro deployments, so the installation is done quicker and easier. The installation will also be tidier with fewer cables.
- **Wider bandwidth than other technologies:** WideBand channels can carry more information thanks to their wide bandwidth (290-2340MHz). This powerful feature allows a greater number of services to be delivered to the end users of the installation.
- **Reusable deployment:** WideBand technology allows signal distribution by reusing a Quattro installation. It can be distributed through the old 4 cables coming down from the roof to capture signals from up to 2 satellites, changing only LNBs and MSWs to be WideBand compatible.

Application example







Technical specifications : Ref. 237503

Inputs/Bands		TERR	V	H
Frequency range	MHz	47 ... 694	290 ... 2340	290 ... 2340
Input level	dBmV	23 ... 35	10 ... 25	10 ... 25
Number of MUX for Input level		24	52	52
MUX bandwidth for Input level	MHz	8	40	40
Powering per inputs	Vdc	11.7 ... 17.7	11.7 ... 17.7	--
Max. current pass	mA	500	500	--
Max. current pass total inputs	mA		720	
Wavelength	nm		1310	
Optical output power	dBm		10	
Transmitter type			MQW-DFB	
Optical connectors			SC/APC	
RF connectors			"F" female	
Impedance	Ω		75	
Powering	Vdc		12 ... 18	
Current consumption	mA		< 430	
Max. power consumption	W		5.6	
PSU input voltage	Vac		100 ... 240	
Max PSU current input	mA		600	
PSU output voltage	Vdc		12	
Max PSU output current	A		1.5	
Operating temperature	°F		23 ... 113	